




OFFICE OF RESEARCH & CREATIVE ACTIVITY

Annual Report 2016-2017



Office of Sponsored Programs External Grants and Contracts

The Office of Sponsored Programs (OSP) is the coordinating office for externally funded research and sponsored projects at Western Kentucky University. We serve as the principal point of contact for faculty and staff seeking and managing external funding for research, public service, instruction, student services & equipment/instrumentation. OSP staff members offer assistance across the entire spectrum of sponsored programs activities, from identifying a potential source of funding to reviewing the terms and conditions of awards made to the institution.

Data pertaining to extramural grants and contracts in FY17 are summarized in the following report. Please do not hesitate to contact us with any questions or with requests for additional information.

Overall, it was a very successful year for extramural grants and contracts at WKU. The institution received nearly \$25 million in external grants & contracts, and the largest number of awards in more than five years. Figure 1A & 1B (see below) show a four-year comparison of number of awards received (1A), and total dollars awarded from FY14 to FY17 (1B).

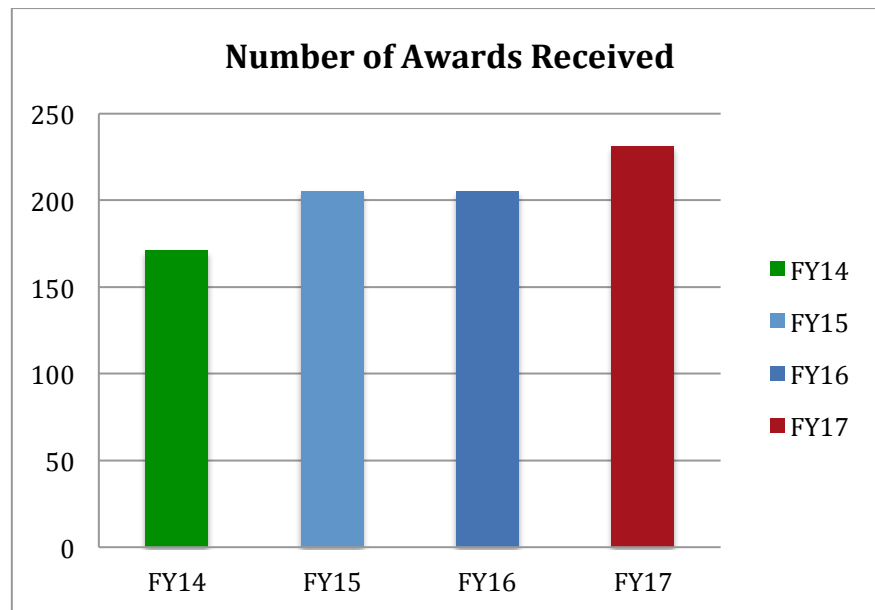


Figure 1A

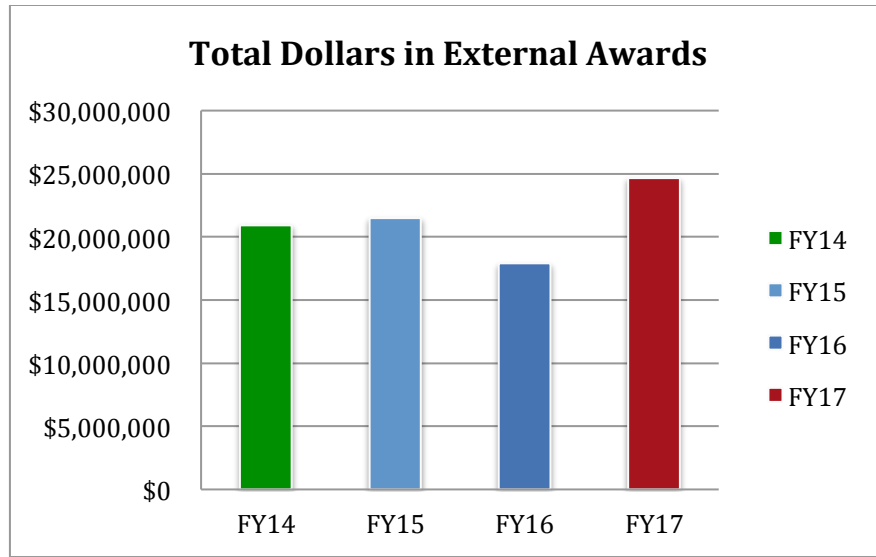


Figure 1B

Figure 2 (see below) shows the percentage of external award dollars received categorized by sponsor type. Forty-six percent of all grant and contract dollars awarded in FY17 came from federal sources, the second highest percentage (30%) came from private entities.

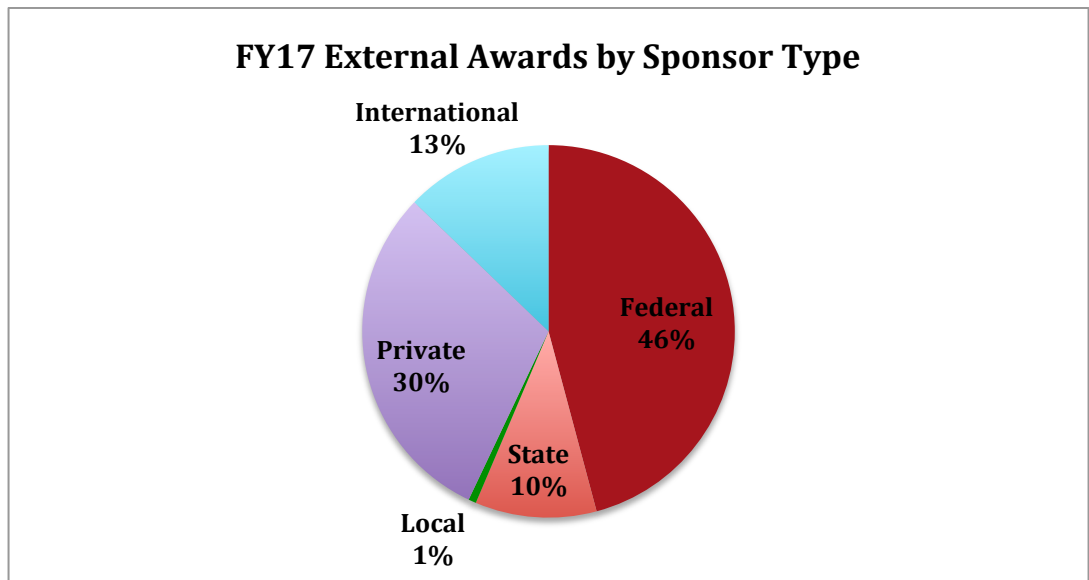


Figure 2.

Overall, the top funding agencies for external grants and contracts in FY17 were:

1. U.S. Department of Education
2. U.S. Department of Health & Human Services
3. The Wallace Foundation
4. National Aeronautics & Space Administration
5. National Science Foundation
6. Corporation for Public Broadcasting

- 7. U.S. Department of Agriculture
- 8. Kentucky Cabinet for Health Services
- 9. U.S. Department of Commerce

Figure 3 (see below) shows award dollars received by sponsor type in FY17.

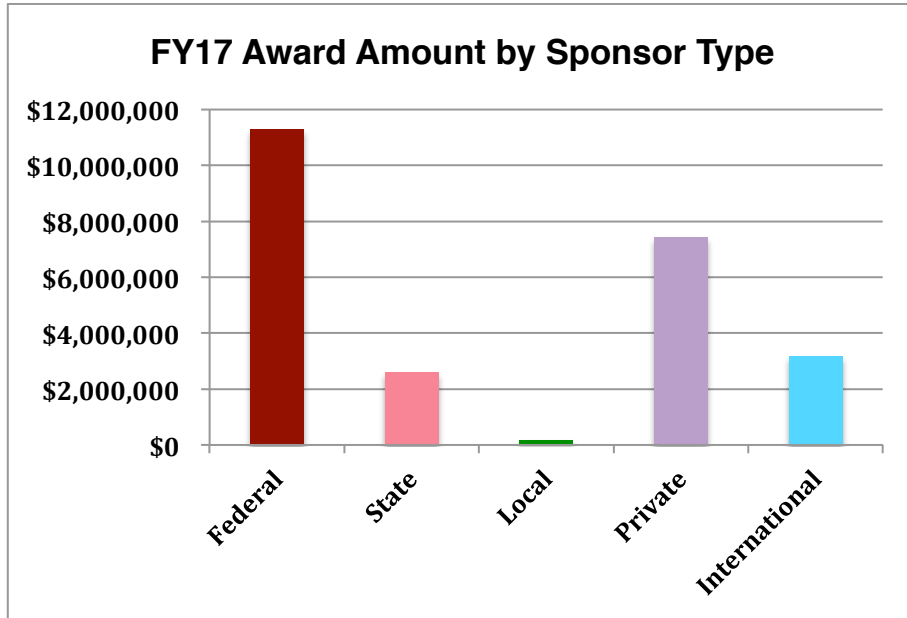


Figure 3

Figure 4 (see below) shows the breakdown of FY17 award dollars by project type. The highest percentage received was for projects categorized as “instruction”, which correlates well with the fact that the U.S. Department of Education was the top award sponsor in FY17.

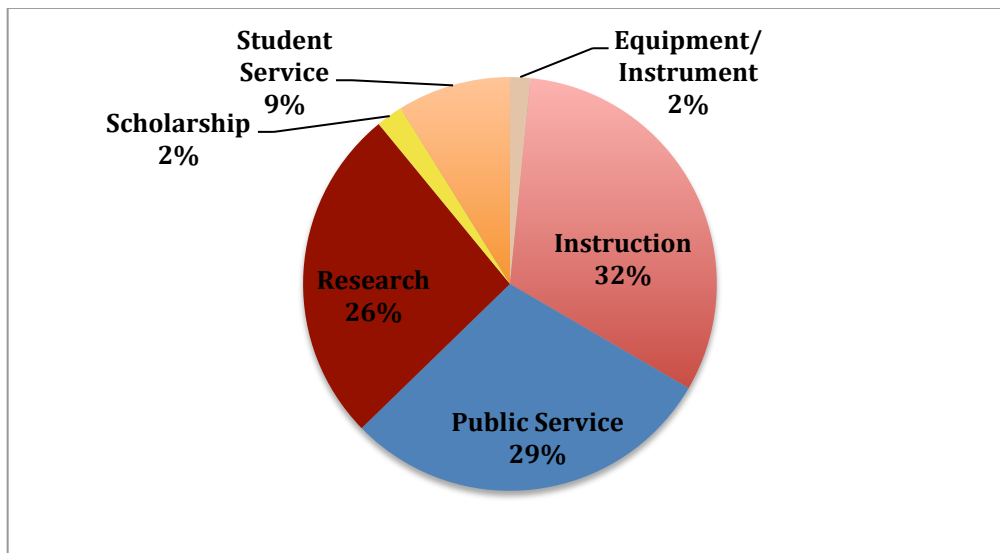


Figure 4

A three-year comparison of the number of external awards received in each college in FY17 is shown below in Figure 5.

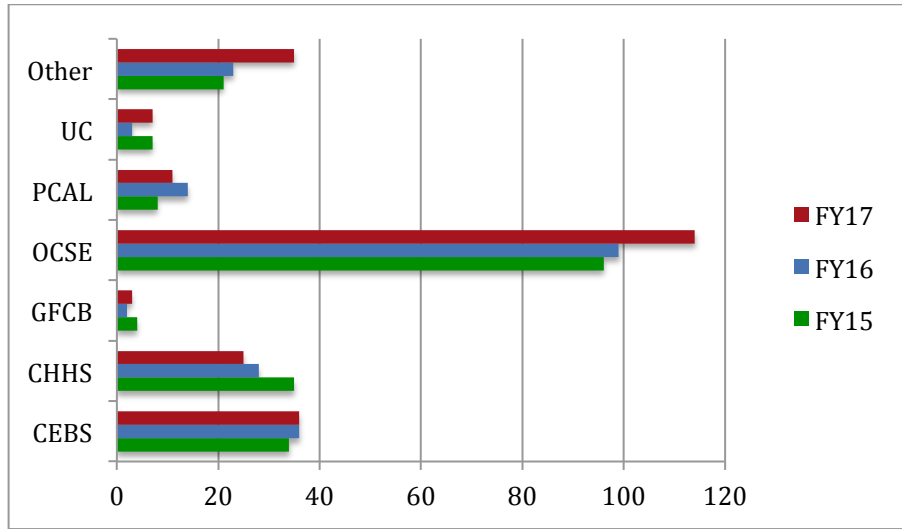


Figure 5

The percentage of total award dollars received by each college in FY17 is shown below in Figure 6. The distribution of actual award dollars by college is shown in Figure 7.

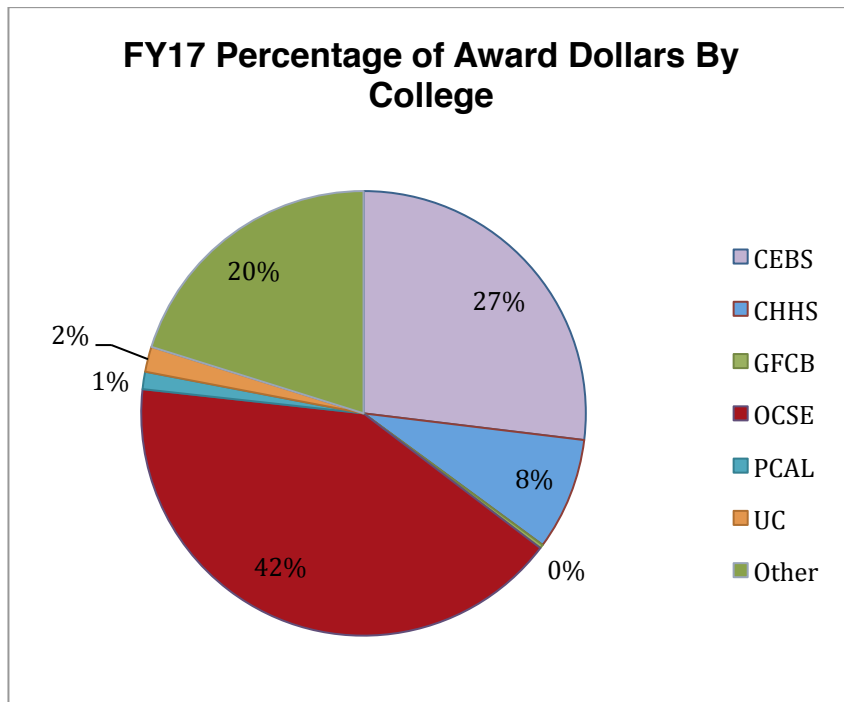


Figure 6

FY17 Award Dollars By College

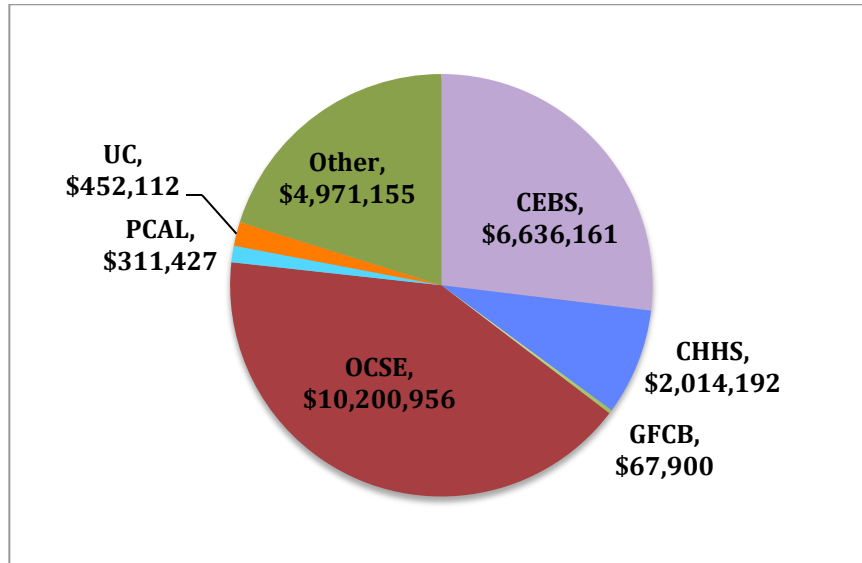


Figure 7

Facilities and administrative cost recovery reached its highest level in five years in FY17 (see Figure 8 below). Facilities and administrative costs (also known as overhead or indirect costs) are those costs associated with providing and maintaining the infrastructure required to support sponsored activities, but which cannot easily be attributed to a specific project. It is WKU policy to request full funding of F&A costs (according to our federally negotiated indirect cost rate) on all proposals, unless specifically prohibited by the sponsor.

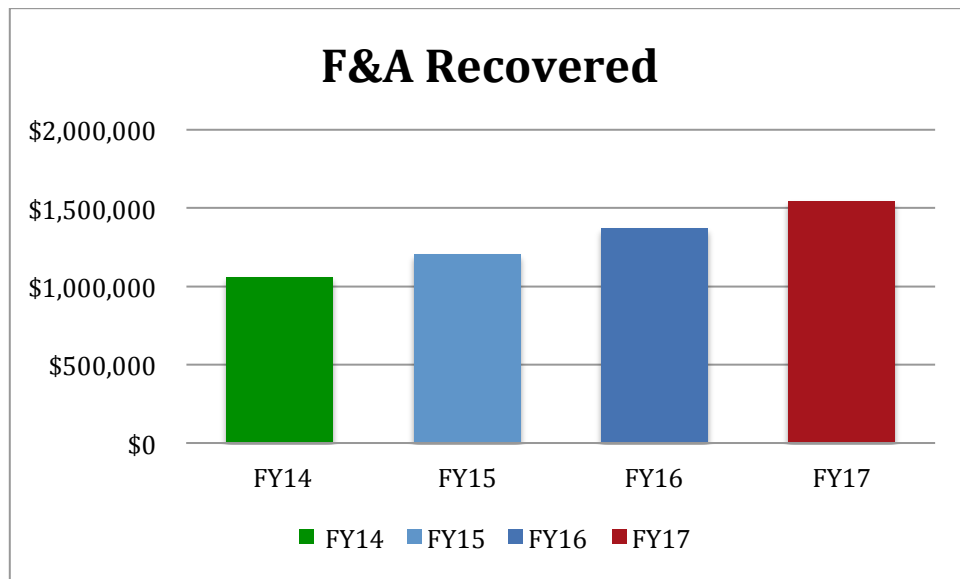


Figure 8

HERD Survey

The NSF HERD (Higher Education Research & Development) survey collects data from universities and colleges on annual research expenditures. Surveys are submitted each January.

The NSF publishes the HERD survey data each year, and also publishes the rankings of colleges and universities in various categories of research expenditures: Total R&D Expenditures (from both external sources and internal sources); Expenditures from federal sources, and Expenditures from all external sources, etc.

It is important to keep in mind that the NSF HERD survey pertains ONLY to research expenditures. Our profile of external grants and contracts includes awards in the categories of Instruction, Public Service, Research, Student Services, Equipment, and Scholarships. In FY17, WKU received nearly \$25 million in external grants and contracts, and approximately 26% of external awards and contracts received were categorized as “research”.

Below you can see WKU’s ranking (as compared to other Kentucky public universities) in the category of Total R&D Expenditures (external + internal) for FY15 and FY16. The FY17 rankings won’t be released by NSF until November,

FY 15		FY 16	
Ranking		Ranking	
UK	69	UK	64
UofL	107	UofL	112
WKU	347	WKU	337
KSU	375	KSU	367
MSU	490	MoSU	487
NKU	512	MSU	508
MoSU	524	NKU	527
EKU	541	EKU	570

The Total HERD number for FY17 is the highest it has been in twelve years. The Table below shows our reported Total R&D expenditures from 2012 to 2017.

FY2012	\$10,639,000
FY2013	\$ 9,322,000
FY2014	\$ 8,280,000
FY2015	\$ 7,854,000
FY2016	\$ 8,926,000
FY2017	\$10,814,000

We are pleased to extend our sincere thanks and congratulations to the many dedicated faculty and staff members who participated in sponsored projects activities in FY17.

Office of Research & Creative Activity
Wetherby Administration Building 301
research@wku.edu
270-745-6733

Office of Sponsored Programs
Wetherby Administration Building 209
sponsored.programs@wku.edu
270-745-4652

Office of Research Integrity
104 Tate Page Hall
ori@wku.edu
270-745-2129

