section contents...

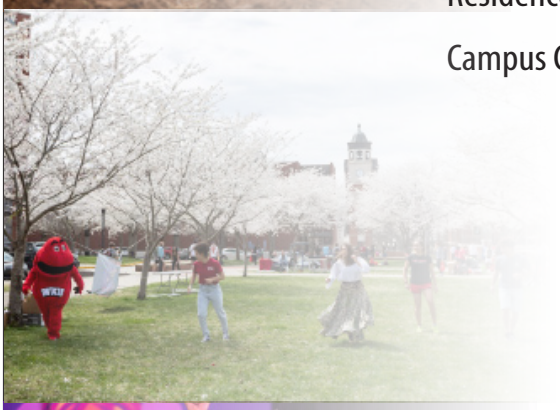



ATHLETICS & STUDENT LIFE

Athletics 200

Residence Hall Occupancy 201

Campus Crime Statistics 202

ATHLETICS

at a glance...

WKU Athletics
2022

Colors:	Red & White
Nickname:	Hilltoppers & Lady Toppers
Mascot:	Big Red
Affiliation:	NCAA Division I
Conference:	Conference USA

WKU graduated 45 student-athletes in Spring 2023 with an average GPA of 3.40. A total of 78 student-athletes graduated in the 2022-2023 academic year.

betcha didn't know...

WKU athletes posted an overall NCAA **Graduation Success Rate (GSR)** of **86%**.

61 student-athletes received **the Conference USA Commissioner's Academic Medal** for maintaining a cumulative GPA of 3.75 or higher during the 2022-23 academic year.

Hilltopper Athletic Administration

Director of Athletics	Todd Stewart
Executive Senior Associate Athletic Director	Jim Clark
Senior Associate Athletic Director of Development/Major Gifts	Aaron Epstein
Senior Associate Athletic Director (SWA and Student-Athlete Development)	Gina Stoll
Senior Associate Athletic Director (Communications/Marketing)	Scott Swegan
Senior Associate Athletic Director (Compliance and Student Affairs)	John McCammon
Senior Associate Athletic Director (Facilities and Event Management)	Les Forsythe
Senior Executive Director of Sports Medicine and Student-Athlete Welfare	Mike Gaddie
Associate Athletic Director of Development and Ticket Sales	Kat Smith
Associate Athletic Director (Chief Financial Officer)	Randy Magill

Hilltopper Head Coaches

Baseball	Marc Rardin
Men's Basketball	Steve Lutz
Women's Basketball	Greg Collins
Football	Tyson Helton
Men's Golf	Austin King
Women's Golf	Adam Gary
Soccer	Jason Neidell
Softball	Amy Tudor
Tennis	Greg Davis
Track & Field and Cross Country	Brent Chumbley
Volleyball	Travis Hudson

RESIDENCE HALL OCCUPANCY

Residence Hall Occupancy by Classification
Fall 2022

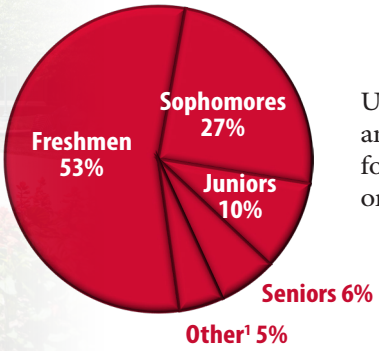

Underclassmen (freshmen and sophomores) make up four out of every five (80%) on-campus students.

at a glance...

Occupancy by Residence Hall, Fall 2022

Residence Hall	Type	N	Residence Hall	Type	N
Bates Runner	*Co-ed, Upperclassmen*	123	Minton	*Co-ed, Honors*	383
Douglas Keen	*Co-ed*	203	Munday	*Co-ed, Upperclassmen*	285
Florence Schneider	*Gatton Academy*	192	Normal	*Co-ed*	255
Gilbert	*Co-ed*	144	Pearce Ford	*Female*	572
Hilltopper	*Co-ed*	403	Regents	*Co-ed*	362
Hugh Poland	*Co-ed*	349	Rodes Harlin	*Co-ed*	302
Kentucky Street Apartments	*Upperclassmen*	214	Southwest	*Co-ed, Honors, Upperclassmen*	287
McLean	*Co-ed, Upperclassmen*	112	Zacharias	*Co-ed, Upperclassmen*	184
Meredith	*Co-ed, Upperclassmen*	170			

Residence Hall Occupancy by Student Classification

	Fall 2018	Fall 2019	Fall 2020	Fall 2021	Fall 2022
Freshmen	2,633	2,426	2,501	2,504	2,426
Sophomores	1,305	1,288	1,125	1,203	1,232
Juniors	507	497	429	427	472
Seniors	385	314	277	279	260
Other[1]	233	222	211	218	219
Total	**5,063**	**4,747**	**4,543**	**4,361**	**4,609**

[1] *Includes Academy of Math and Science Students, other undergraduates, and graduate students.*

betcha didn't know...

Living Learning Communities are designed to help students connect socially, succeed academically, engage with WKU faculty, staff, and administrators, and chart their course at WKU.

Living Learning Communities:

- Agriculture
- Army ROTC
- Business
- Chinese Flagship
- College of Health & Human Services
- Creative Arts
- Criminology
- Earth, Environment, & Atmospheric Sciences
- Education
- Exercise Science
- F1RST Gen
- Intercultural Student Engagement Center Academy
- Journalism, Broadcasting, and Photojournalism
- Mahurin Honors College
- Nursing
- Psychology
- School of Engineering & Applied Sciences
- Stonewall Suites (LGBTQ+)
- Transfer Students

CAMPUS CRIME STATISTICS

at a glance...

Criminal Offenses[1]
2019 – 2021

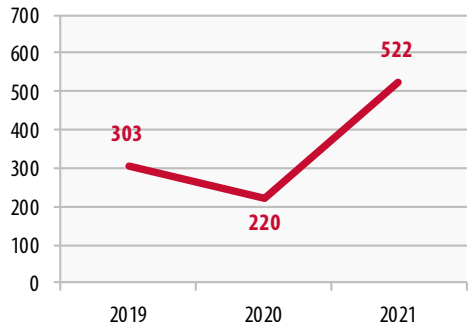

Total criminal offenses increased by 72% between 2019 and 2021. This increase was largely due to an increase in Referrals for Disciplinary Action for Liquor Law Violations or Drug Law Violations which increased by 205% and 117%, respectively.

Criminal Offenses[1]

	2019	2020	2021
Murder/Manslaughter	0	0	0
Sex Offense, Forcible	3	4	5
Sex Offense, Non Forcible	0	0	0
Robbery	0	1	0
Aggravated Assault	1	0	0
Burglary	6	2	3
Motor Vehicle Theft	2	1	2
Arson	0	0	0
Liquor Law Violations, Arrest/Citation	22	13	6
Drug Law Violations, Arrest/Citation	97	29	30
Weapons Possession	1	1	0
Liquor Law Violations, Referred for Disciplinary Action	130	154	397
Drug Law Violations, Referred for Disciplinary Action	36	15	78
Weapons Law Violations, Referred for Disciplinary Action	0	0	0
Domestic Violence	3	0	0
Dating Violence	2	0	1
Stalking	0	0	0
Total	**303**	**220**	**522**

[1] *Data were compiled in accordance with the US Department of Education guidelines and reported in The Annual Campus Safety and Security Report, 2021 Calendar Year. Data include all WKU campuses and properties as well as non-campus offenses.*