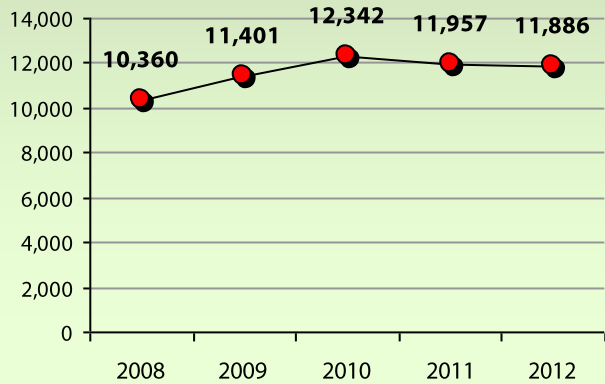




Fall 2012 Total Regional Campus Enrollment Report

Total Course Enrollments at Regional Campuses

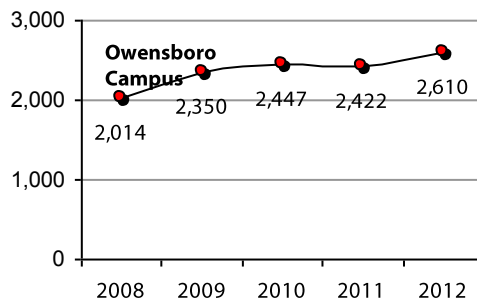
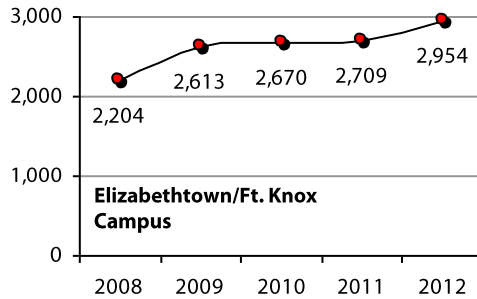
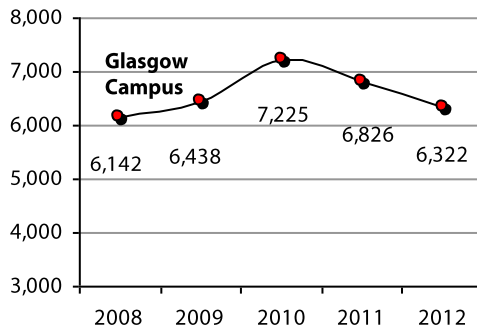


Total course enrollments reflect the count of each course in which a student is enrolled. Includes web enrollments of students residing in any of the three Regional Campus service areas.

Regional Campus Quick Facts

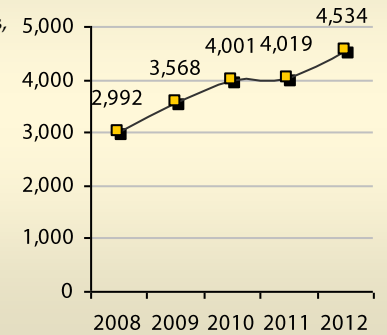
- Regional campuses have grown by 1,526 enrollments in five years. This reflects an increase of 25%.
- Students from 68 Kentucky counties took advantage of courses offered through the regional campus service area.
- The Glasgow Campus accounted for 53% of Regional Campus enrollments, followed by Elizabethtown with 25% and Owensboro with 22%.

Total Course Enrollments by Regional Campus Location



Regional Campuses Web Enrollment Growth

Over the past five years, web enrollments at regional campuses have increased by 104%. To meet student demand, WKU has increased web course offerings by 77% in five years. In Fall 2007, 301 web courses were offered. By Fall 2010, that number had increased to 532.



Regional Campuses Student Characteristics

TOTAL STUDENTS*:	5,223	Gender:	
Status:		Female	3,557
Full-Time	2,529	Male	1,666
Part-Time	2,694	Age (Undergraduates only):	
Level:		Traditional	2,790
Undergraduate	4,333	Non-Traditional	1,543
Graduate	890	Classification:	
Ethnicity:		Freshman	512
White	4,642	First Time First Year	215
African-American	280	Sophomore	641
Hispanic	87	Junior	872
Asian/Pacific Islander	25	Senior	1,503
Two or More Races	60	Non-Degree	934
Non Resident Alien	5	Post Bac.	78
Native American	12	Masters	673
Not Reported	112	Doctoral	10

*Represents the number of individual students served/supported by the Regional Campuses. Includes students residing in any of the three Regional Campus service areas and taking online courses.

About WKU's Owensboro Campus

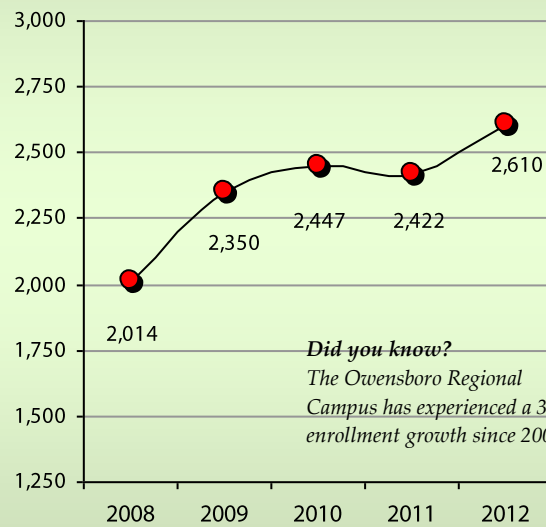
Mission: The mission of the Owensboro Regional Center is to offer a seamless postsecondary educational environment to its students, as well as to serve in the outreach missions of WKU.

Degree Offerings: WKU offers a wide variety of degree programs, many of which can be completed at the Owensboro Regional Center:

Baccalaureate:

- Business Management
- Computer Information Technology (Completion Degree) *online*
- Dental Hygiene (Completion Degree) *online*
- Elementary Education
- Environmental Science
- Family and Consumer Sciences (Child Studies Concentration) *online*
- Family Studies
- Food Automation
- Health Sciences
- History
- Interdisciplinary Studies (10 concentration areas)
- Middle Grades Education
- Nursing (RN to BSN Completion)
- Psychology

Course Enrollments at the Owensboro Campus



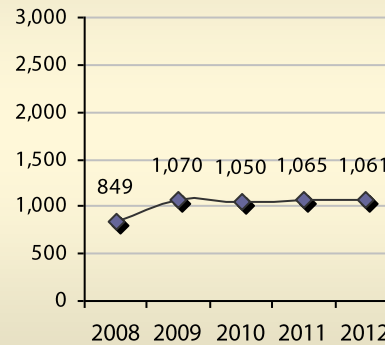
Did you know?
The Owensboro Regional Campus has experienced a 30% enrollment growth since 2008.

Total course enrollments reflect the count of each course in which a student is enrolled. Includes web enrollments of students residing in the Owensboro Area.

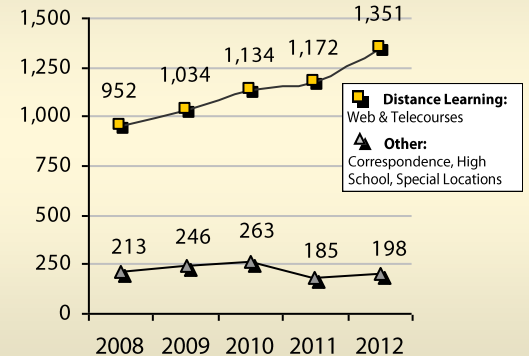
- Psychology, Extended
- Public Health Education
- Social Studies
- Sociology
- Systems Management (11 concentration areas)
- Technology Management
- Graduate Programs:**
- Administrative Dynamics
- Adult Education *online*
- Biology *online*
- Communication Disorders *online*
- Elementary Education (no GRE for WKU graduates) *online*
- Elementary Education *combination live and online*
- Exceptional Education *online*
- Library Media Education *online*
- Mathematics (Math Education) *online*

Course Delivery Supported by the Owensboro Campus

Face-to-Face (Classroom)



Other Delivery Method



Total course enrollments reflect the count of each course in which a student is enrolled.

- MBA *online*
- Mental Health Counseling (Professional or Marriage & Family)
- Middle Grades Education
- Nursing (Educator, Practitioner, Administrator or Occupational Health)
- Physical Education *online*
- Public Administration
- Public Administration with Leadership (Public Safety Cohort)
- Rank 1 Program Options: all areas of education, school counseling, school administration
- School Administration
- School Counseling
- Secondary Education
- Technology Management *online*

Owensboro Campus

Student Characteristics

TOTAL STUDENTS*:	1,238	Gender:	
Status:		Female	826
Full-Time	532	Male	412
Part-Time	706	Age (Undergraduates only):	
Level:		Traditional	564
Undergraduate	928	Non-Traditional	364
Graduate	310	Classification:	
Ethnicity:		Freshman	20
White	1,130	First Time First Year	1
African-American	55	Sophomore	72
Hispanic	17	Junior	218
Asian/Pacific Islander	4	Senior	467
Two or More Races	10	Non-Degree	202
Non Resident Alien	0	Post Bac.	17
Native American	1	Masters/Specialist	235
Not Reported	21	Doctoral	7

*Represents the number of individual students served/supported by the Owensboro Regional Campus. Includes students residing in the Owensboro Area and taking online courses.

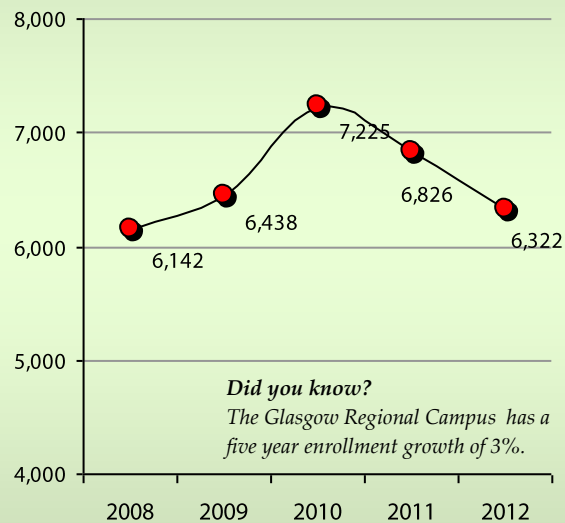
About WKU's Glasgow Campus

Mission: The mission of the Glasgow Regional Center is to offer a seamless postsecondary educational environment to its students, as well as to serve in the outreach missions of WKU.

Degree Offerings: WKU offers a wide variety of degree programs, many of which can be completed at the Glasgow Regional Center:

- General Education:**
- Developmental Curriculum
 - General Ed Core Curriculum
- Associate:**
- Business
 - Early Childhood Education
 - Interdisciplinary Studies
 - Nursing (ADN)
 - Office Systems Technology

Course Enrollments at the Glasgow Campus



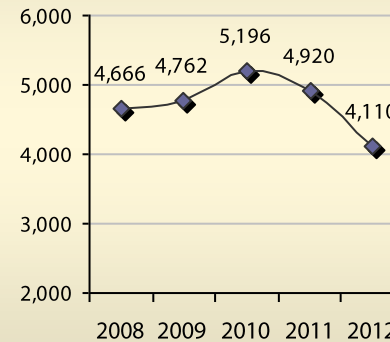
*Did you know?
The Glasgow Regional Campus has a five year enrollment growth of 3%.*

Total course enrollments reflect the count of each course in which a student is enrolled. Includes web enrollments of students residing in the Glasgow Area.

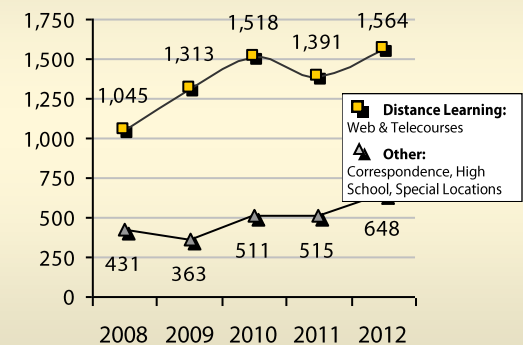
- Baccalaureate:**
- Agriculture
 - Business
 - Communication Disorders
 - Computer Information Technology
 - Criminology (minor)
 - Elementary Education
 - Folk Studies (minor)
 - Interdisciplinary Studies
 - Middle Grades Education
 - English
 - SKy Teach (Math & Science)
 - Social Studies
 - Post RN
 - Psychology

Course Delivery Supported by the Glasgow Campus

Face-to-Face (Classroom) Enrollments



Other Delivery Method Enrollments



Total course enrollments reflect the count of each course in which a student is enrolled.

- Sociology
 - Sport Management
 - Systems Management
 - Technology Management
- Graduate:**
- Nursing
 - Nurse Administrator Specialty
 - Nurse Educator Specialty
 - Occupational Health Nurse
 - Primary Care Nurse Practitioner
 - Master of Public Admin
- Certificates:**
- American Sign Language
 - Organizational Communication

Glasgow Campus

Student Characteristics

TOTAL STUDENTS*:	2,532	Gender:	
Status:		Female	1,740
Full-Time	1,354	Male	792
Part-Time	1,178	Age (Undergraduates only):	
Level:		Traditional	1,608
Undergraduate	2,326	Non-Traditional	718
Graduate	206	Classification:	
Ethnicity:		Freshman	461
White	2,303	First Time First Year	211
African-American	85	Sophomore	456
Hispanic	36	Junior	383
Asian/Pacific Islander	11	Senior	484
Two or More Races	29	Non-Degree	542
Non Resident Alien	2	Post Bac.	43
Native American	7	Masters	163
Not Reported	59	Doctoral	0

**Represents the number of individual students served/supported by the Glasgow Regional Campus. Includes students residing in the Glasgow Area and taking online courses.*

About WKU's Elizabethtown Campus

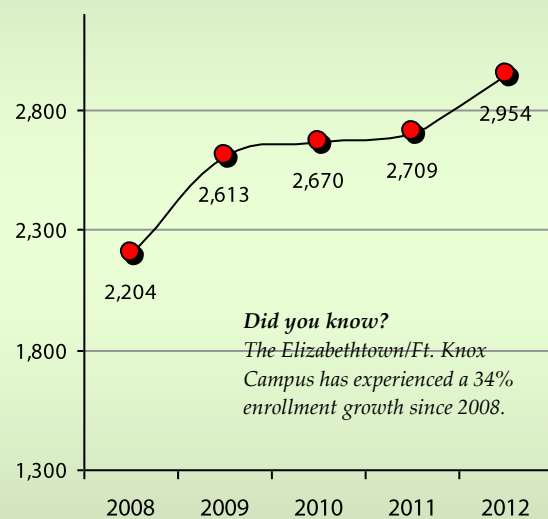
Mission: The mission of the Elizabethtown Regional Center is to offer a seamless postsecondary educational environment to its students, as well as to serve in the outreach missions of WKU.

Degree Offerings: WKU offers a wide variety of degree programs, many of which can be completed at the Elizabethtown Regional Center:

Baccalaureate:

- Bachelors of Interdisciplinary Studies
- Bachelors of General Studies - SOCAD
- Bachelor of Science Applied Technology
- Bachelor of Science in Informational Technology
- Bachelor of Science Social Work
- Bachelor of Science Elementary Education
- Bachelor of Science Interdisciplinary Early Childhood Education
- Bachelor of Science Middle Grades

Enrollments at the Elizabethtown Campus



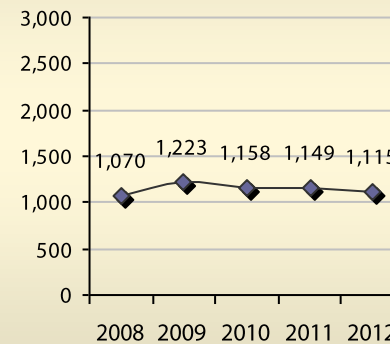
Did you know?
The Elizabethtown/Ft. Knox Campus has experienced a 34% enrollment growth since 2008.

Total course enrollments reflect the count of each course in which a student is enrolled. Includes web enrollments of students residing in the Elizabethtown Area.

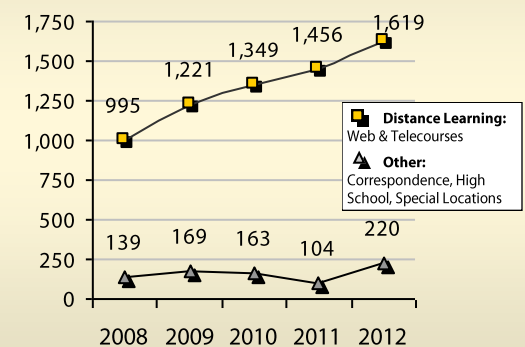
- Bachelor of Science in General Management
- Bachelor of Science in Nursing (Post RN Program)
- Bachelor of Arts in Psychology
- Graduate:
 - Master of Business Administration
 - Master in Public Administration
 - Master of Arts in Elementary Education

Course Delivery Supported by the Elizabethtown Campus

Face-to-Face (Classroom) Enrollments



Other Delivery Method Enrollments



Total course enrollments reflect the count of each course in which a student is enrolled.

- Master of Arts in Middle Grades Education
- Master of Arts in Secondary Education
- Master of Arts in Education in Exceptional Education
- Master of Arts in Education in School Counseling
- Master of Arts in Education in Mental Health Counseling
- Master in Arts in Education Administration
- Rank 1 in School Administration
- Rank 1 in Education Administration
- Rank 1 in Counseling

Certificates:

- Leadership Studies

Elizabethtown Campus Student Characteristics

TOTAL STUDENTS*:	1,453	Gender:	
Status:		Female	991
Full-Time	643	Male	462
Part-Time	810	Age (Undergraduates only):	
Level:		Traditional	618
Undergraduate	1,079	Non-Traditional	461
Graduate	374	Classification:	
Ethnicity:		Freshman	31
White	1,209	First Time First Year	3
African-American	140	Sophomore	113
Hispanic	34	Junior	271
Asian/Pacific Islander	10	Senior	552
Two or More Races	21	Non-Degree	190
Non Resident Alien	3	Post Bac.	18
Native American	4	Masters/Specialist	275
Not Reported	32	Doctoral	3

*Represents the number of individual students served/supported by the Elizabethtown Regional Campus. Includes students residing in the Elizabethtown Area and taking online courses.